



**Drive with
Peace of Mind**

**GO UP TO 80 KM/H
FOR UP TO 80 KILOMETERS
IN THE EVENT OF A PUNCTURE**

Giti Tire RunFlat Benefits

PEACE OF MIND

Giti's RunFlat tires give drivers the confidence that they won't be stranded with a flat tire.



THE INNER SUPPORT RING

Inside the tire supports the vehicle after a loss of air pressure, allowing the tire to function and the vehicle to continue on the road.

MORE TRUNK SPACE

Giti's RunFlat tires eliminate the need for a spare tire, allowing for more space to put the things that matter most to you.



With Spare Tire



Using RunFlat Tire



Giti RunFlat Technology

Drive with peace of mind at zero air pressure



Special grade rubber for the inner support ring

More steel cords in the bead



Drive safely for 80km at zero air pressure



Bead allows the tire to firmly grip to the wheel

Drive comfortably at normal air pressure




Optimize distribution of stress points in the inner support ring



Allow flexible sidewall for higher riding comfort




GitiControl P10 *Run Flat tire*

Size	Speed Rating	Load Index	Advantage	Features	Benefits		
18	225/45R18	Y	Safe driving with zero air pressure	 Special support rubber ring	Special support rubber ring with thick bead wire	Strong holding of tire to rim	
	225/50R18	W					More comfortable driving under normal air pressure
	235/50R18	V	Increased pattern stiffness and wider main groove, together with three-dimensional chamfer design	Good handling and prompt response, efficient water disperse capacity and more stable while cornering			
	245/40R18	Y			245/45R18	W	
	245/50R18	W	19	Sporty and comfortable			High dispersive silica in the tread compound
245/40R19	Y	Full freedom pattern dislocation optimization technology and Bird-feather bionic curve on the bottom of main groove			Scatter air flow in main groove and disperse impact energy with load surface to reduce noise		
245/45R19	Y			275/35R19		Y	96
245/50R19	W						
255/50R19	V	20		255/45R20	V	101	




GitiControl P80 *Run Flat tire*

Size	Speed Rating	Load Index	Advantage	Features	Benefits		
17	225/60R17	V	Safe driving with zero air pressure	 Special support rubber ring	Special support rubber ring with thick bead wire	Strong holding of tire to rim	
18	255/55R18	W					More comfortable driving under normal air pressure
19	235/55R19	V	3D pattern design to optimizes wide footprint and contact area and wide groove	Increase road holding and water evacuation on wet surface			
	255/50R19	W			Short wet braking distance	Dedicated fomulation of tread compound	
20	255/45R20	W	275/40R20	W			106
	315/35R20	W			110		



GitiComfort F22 *Run Flat tire*

Size	Speed Rating	Load Index	Advantage	Features	Benefits				
16	205/55R16	V	Safe driving with zero air pressure	 Special support rubber ring	Special support rubber ring with thick bead wire	Strong holding of tire to rim			
	205/60R16	V					More comfortable driving under normal air pressure	Optimized support and uniform stress	Sufficient elasticity of support rubber and faster convergence during vibration
	225/55R16	W							
225/45R17	W	The four main grooves are designed with high density mesh water breaking dislocation sipe	Effectively puncturing the water film, increasing the rubber grounding space, higher safety in wet ground						
17	205/55R17			V	RR SimTech 2.0 simulation technology	Reduce crown deformation and energy loss caused by hysteretic work during tire movement			
	225/50R17	W	225/55R17	W			97		

General Function of Tires for All Types of Vehicles



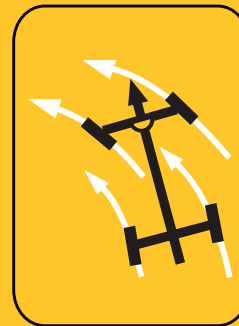
- 1. Weight-bearing**
Air pressure and tire construction are important factors to carry and sustain the weight of vehicles.



- 2. Absorb shocks**
Air pressure and tire construction reduces initial road vibrations and shocks before being muted again by the suspension .

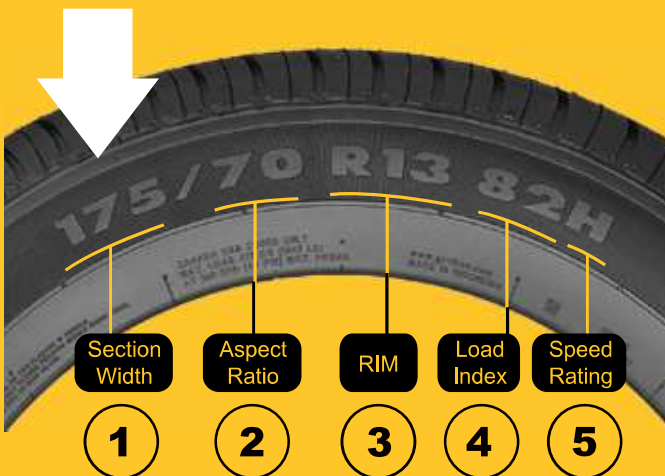


- 3. Delivering power from the engine**
Tires serve to deliver power from the engine to move the vehicle and also provides traction and braking performance .



- 4. Translating steering wheel movement**
Tires are very important in controlling the direction of the vehicle, which will determine the maneuvering capability and stability in driving.

Understand Tire Size



Tires have its 'language' to communicate in the form of a series of numbers and letters to indicating data specification, brand and type. It is universal and has been agreed by all tire manufacturers worldwide.

Here are the meanings of these codes:

1. Tire width (in mm)
2. A tire's aspect ratio is the dimensional relationship of the tire's section height to section width, expressed as a percentage.
3. Diameter of wheel (in inches)
4. Load Index
5. Speed Index

Understand Load Index and Speed Rating

The Speed index is an assigned letter ranging from J to Z that corresponds to the reference maximum speed at the associated load index. Refer to the load index and speed rating tables below.

These two elements put together are called the service description and are mutually dependent. The table below gives the load index and the speed symbol with their corresponding value.

UTQG (Uniform Tire Quality Grades) Rating

The UTQG (Uniform Tire Quality Grades) rating is a labeling requirement by the U.S Department of Transportation for all tire manufacturers. The label of UTQG represents a tire's Treadwear, Traction and **Temperature** resistance. Traction and temperature resistance ratings are specific performance levels, while treadwear ratings are assigned by manufacturers following tests conducted and are reliable when comparing tires of the same brand.



The UTQG rating comprises of 3 components. Treadwear

The treadwear grade indicates the wear rate of a tire and is a comparative rating based on test conducted by tire manufacturers. The grades are not an indication of actual mileage, but can be used as a relative comparison. For example, a grading of 400 should last twice as long as a tire graded 200, given similar driving conditions in the same brand.

Traction

Traction rating is an indication of a tire's ability to stop on wet pavement. The braking distance is indicated by ratings of "AA" (highest braking ability), "A", "B" and "C". Traction rating only indicates straight line wet braking and does not indicate wet cornering abilities of the tire.

Temperature

Temperature resistance rating indicates the tire's ability to withstand heat. It is graded according to a properly inflated and not overloaded tire. It is graded from "C", being the lowest, to "B" and "A" ratings.

Load Index (Symbol and Maximum Load in Lbs & Kg)

LI	Lbs	Kgs	LI	Lbs	Kgs	LI	Lbs	Kg	LI	Lbs	Kg
71	761	345	81	1019	462	91	1356	615	101	1819	825
72	783	355	82	1047	475	92	1389	630	102	1874	850
73	805	365	83	1074	487	93	1433	650	103	1929	875
74	827	375	84	1102	500	94	1477	670	104	1984	900
75	853	387	85	1135	515	95	1521	690	105	2039	925
76	882	400	86	1168	530	96	1565	710	106	2094	950
77	908	412	87	1201	545	97	1609	730	107	2149	975
78	937	425	88	1235	560	98	1653	750	108	2205	1000
79	963	437	89	1279	580	99	1709	775	109	2271	1030
80	992	450	90	1323	600	100	1764	800	110	2337	1060

Speed Rating (Symbol and Maximum Speed in MpH & KmH)

	J	K	L	M	N	P	Q	R	S	T	H	V	W	Y
MpH	62	68	75	81	87	93	100	106	113	118	130	150	168	188
KmH	100	110	120	130	140	150	160	170	180	190	210	240	270	300

Note: A "ZR" may appear for tires having a maximum speed capability above 240km/h (150 mph)